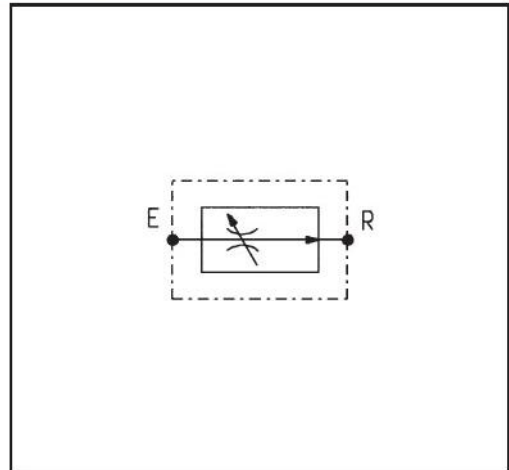
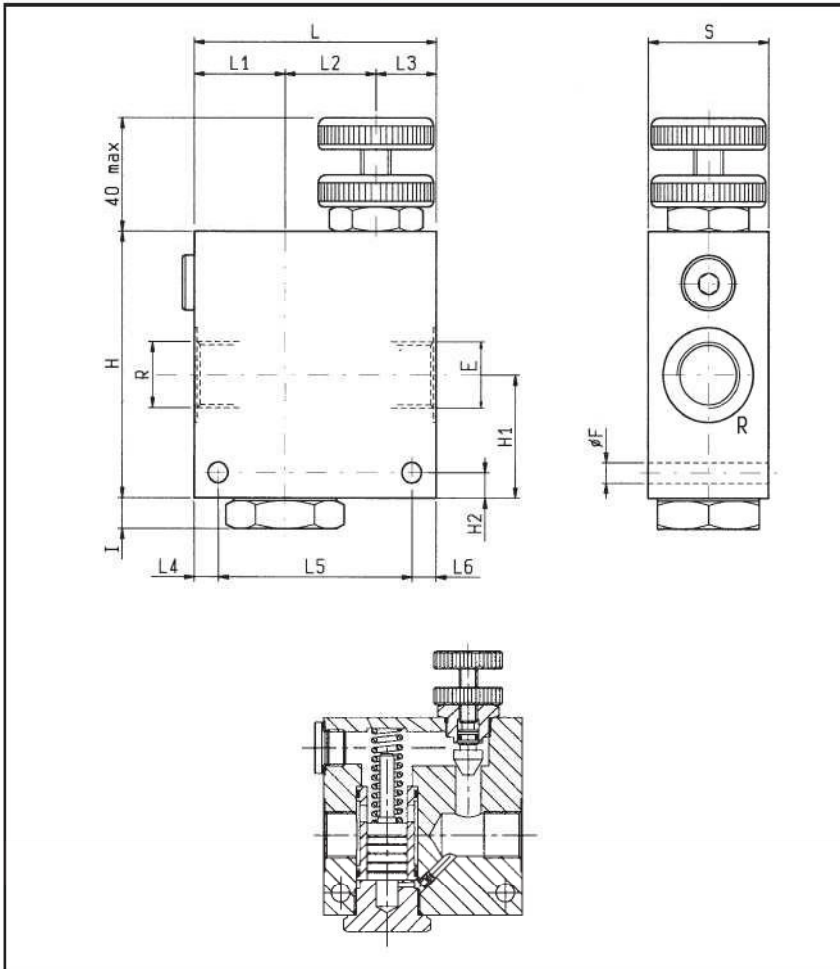


VRFC2

OM.22.03 - X - Y



DATI TECNICI / TECHNICAL DATA

Pressione di lavoro max. 210 bar
 Max. working pressure

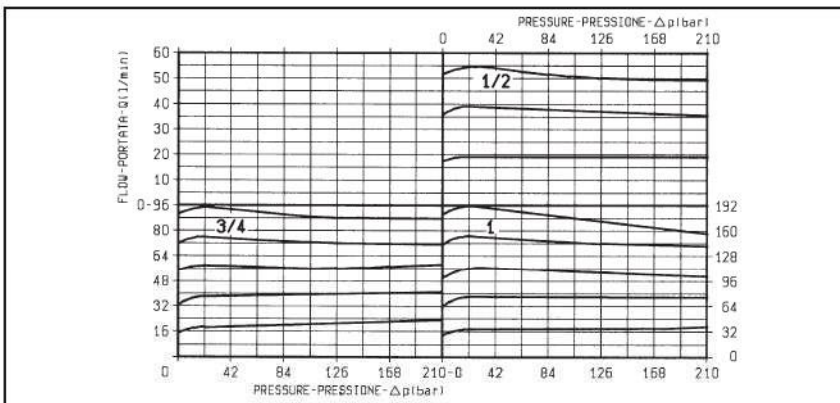
Q = Portata max. in entrata "E" l/min
 Q = Max. admitted inlet flow "E" port l/min

Classe di pulizia dell'olio: almeno 18/14 ISO 4406 (9 NAS-1638).
 Fluid cleanliness class: 18/14 ISO 4406 (9 NAS-1638) or better.

Campo di regolazione portata: 0÷3 giri.
 Flow range adjustment: 0÷3 turns.

NOTA: sono disponibili versioni con collettore in acciaio, ordinabili sostituendo con "B" la terza cifra del CODICE D'ORDINAZIONE. Le dimensioni esterne e la posizione degli attacchi potrebbero essere leggermente diverse da quelle in figura. Nel dubbio contattare OIL CONTROL.
 NOTE: Steel bodies version is also available; it can be ordered by replacing with "B" the 3rd digit of the ordering code. External dimensions and port positions could be slightly different from the ones here shown. In case of doubt, please ask.

50	18	82	8	30	38	40	108	10	10	46	108	8.5			1	190	1.94
50	10	82	8	25	40	35	100	10	10	44	100	8.5			3/4	90	1.65
35	8	64	8	20	30	30	80	10	8	39	85	6.5			1/2	55	0.88
S	L6	L5	L4	L3	L2	L1	L	I	H2	H1	H	F			Y	Q	Peso kg Weight kg



X	REGOLAZIONI ADJUSTMENTS
70	volantino e controvolantino handknob and locknut
80	vite screw and locknut
40	manopola graduata graduated handknob

Y	ATTACCHI / PORT SIZE E-R
03	G 1/2
04	G 3/4
05	G 1